

**"JESUS IS THE  
ATONING SACRIFICE  
FOR OUR SINS, AND  
NOT ONLY FOR OURS  
BUT ALSO FOR THE  
SINS OF THE WHOLE  
WORLD."**

**1 JOHN 2:2**

**ZOOM**

**"JESUS IS THE  
ATONING  
SACRIFICE  
FOR OUR  
SINS."**

**1 JOHN 2:2**

**ZOOM**



# Zoom: for August 23

## The Book of Leviticus

**BIG IDEA:** Jesus is the ultimate atonement, so we can put our faith in Him.

**BIBLE BASIS:** The Book of Leviticus

**KEY VERSE:** “Jesus is the atoning sacrifice for our sins, and not only for ours but also for the sins of the world.” 1 John 2:2 (NIV)

### **STAY ON TARGET** (Application Activity)

**Say:** In the Book of Leviticus, we learned about the Day of Atonement. Atonement means to “cover up.” The blood of the bull and goat atoned for or “covered up” the sins of the people. Whose blood atones for our sins now? (*Take answer.*) That’s right—Jesus is the ultimate atonement! We’re going to play a game right now that will remind us that we all have sins that need atoning.

**Directions:** Place the printed target on the floor in the middle of the group and have the kids sit about 3 feet away. Give each kid in your group a penny. Tell the kids that the object of the game is for every kid to land their penny on the target in the same round. Count to 3 and have the kids flick their penny (as if a coin toss) into the air toward the target. Discourage the kids from leaning too far forward in order to make it easy. If younger kids struggle with flicking their penny, they can toss it. Inevitably, some or most of the pennies will miss the target. Have the kids retrieve their penny and prepare for the next round. Continue playing round after round until it becomes apparent that someone is always going to miss the target. When finished collect the pennies.

**Say:** Did anyone hit the target every single time? (*Kids respond.*) We all miss the target sometimes. It’s the same with sin. No matter how hard we try to obey God, we all sin.

**Question:** What are some ways that you have “missed the target” or sinned this week?

**Question:** Does knowing that your sins are atoned for or covered make you feel like it’s okay to sin more? Why or why not? (*Answer: It shouldn’t! Read Romans 6:1-2*)

**Question:** How can we show God that we’re thankful for His atonement through Jesus?

### **STACK ‘EM HIGH** (Bible Memorization Activity)

**Set up:** For each small group, use a marker to write a portion of the Bible verse on the side of a plastic or paper cup. Divide the Bible verse among 8 different cups.

**Older Kids:** “Jesus is the | atoning sacrifice | for our sins, | and not only | for  
ours | but also for the sins | of the whole world.” | 1 John 2:2

# family Table Talker

Helping families unplug from Tech and connect with each other

## Live chat!

Pick a discussion starter. You have all month, so just one will do. Run out? Make some up that fit the theme of the month! (Oh! And turn off those devices! Live chat means just talking.)

- What is your favorite sport?
- Have you ever been on a winning team? Tell about it!
- How does it feel to win? To lose?
- What is an area of life where you feel like you lose a lot?
- What do you think it means to be on God's Team?
- If we are playing on God's Team, how do you think points are scored?

## Think about It

Everyone likes to be a winner! We often feel like losers more than winners. In a game, we need to be a good sport, but did you know that in life everyone can be a winner?! If you could pick a winning team early in the season and join it – knowing you'd be on the champion team, would you? Of course! There are no losers in life when we choose to be on God's Team! God always wins, so the secret to winning in life is to be on His team! Many people don't choose to be on God's Team and then wonder why their season is so difficult and disappointing. Choose a winner! Choose Jesus every time! I Corinthians 9:24-27 talks about the hard work it takes to be a winner. Are you up for the challenge?

# VICTORY

## Monthly Motto:

I Can Do It!

## Make it count!

Winning is a choice. Being on the winning team is only the first step. Do you want to be sitting on the bench or out on the field? If Jesus is your Savior, you are on the winning team – but God is going to reward those who play hard, play fair and play with all their heart. We score by obeying, serving and moving the Gospel forward. Unlike most teams, there is no limit to the number of players who can be on God's Team – His team can accept any and all players. Can you think of someone who needs to be on God's Team? Recruit them! Invite them to join the winning team!

## Double DaRE ya!

### The family challenge!

**Are you up for the challenge? Determine as a family what the reward will be if you complete the challenge!**

**YOUR CHALLENGE:** In sports, field goals, touch downs, home runs, and slam dunks are only a few ways to score. The harder the challenge, the more points are earned. Your family is part of God's Team. Together, discuss something you could do to advance God's Team forward – pick something challenging and work at it as a family. Score big for God this month! After you accomplish it, have a celebration!



As a family, memorize the Victory Verse this month. Help each other WIN by following God in every situation.

## Diggin' Deeper...

Here are some super Bible verses you may want to dig into this month as you explore how you can be victorious in Christ. Read the verse and then discuss what it teaches about victory.

- I John 4:4
- John 8:32
- I Timothy 6:12
- Luke 21:19
- I John 3:7
- I Corinthians 16:13
- James 4:7-8,10
- 2 Chronicles 16:9

## GOOFY Game

**Name of the Game:** Spoons!

**Needed:** Ordinary deck of playing cards and one spoon per person

**How to Play:** Grab a deck of cards and one spoon for every person, minus one. Place the spoons in the center in reach of every player. Deal four cards to each person. The goal is to collect four cards of the same value. Roughly divide the remaining cards into draw piles to the left of each player. Playing at the same time, discard up to three cards face down to your right and draw cards from your left up to a hand of four. Once someone gets four matching cards, that person grabs a spoon. (Also, a player who draws the "King of Hearts" may grab a spoon. If it was dealt initially, the player must discard it or collect all four kings to grab a spoon.) The other players each grab a spoon right away and the final person without a spoon is out. Remove a spoon and play again until there is one winner.

**Younger Kids: “Jesus | is the | atoning | sacrifice | for | our | sins.” | 1 John 2:2**

**Directions:** Have the kids place the 8 cups on the floor in order of the verse. For younger kids, you may need to assist. When the cups are in order, practice reading and reciting the verse as a group. When finished, mix the cups up. On “go,” have the kids race to stack the cups into a tower with one cup on top of the other in the order of the verse (beginning of the verse on bottom.) When stacking, alternate the cups upside down and right side up so that the like-sized ends are touching. If the tower falls, have the kids recite the entire verse from memory before beginning again. If the kids successfully build the whole tower, have them recite the verse, knock the tower over, then try again to see if they can build it even faster.

**Question:** What do you think it means that Jesus is the atoning sacrifice for our sins? *(Answer: When Jesus died on the cross, his blood covered the sins of the world so that we can have a friendship with God.)*

**POPSICLE PRAYERS** (Group Prayer Activity)

**Directions:** Give every kid in your group a Popsicle stick and some markers. Tell them to spend a minute or two writing their name on the stick and decorating it however they would like. When time is up, have the kids place their sticks in a plastic cup. Next, have the kids take turns pulling a stick out of the cup without looking and read the name aloud. If they happen to pull out their own stick, have them put it back and draw again. Have the kid whose name is on the stick share a prayer request. Everyone should listen carefully to the request, but encourage the person who drew the name to pay special attention. The person who drew the name will keep the stick in their pocket over the coming week and pray for that person every time they see or feel the stick. Continue taking turns until all of the sticks have been drawn. Finish by closing in a group prayer.

When all the sticks have been drawn, tell the group they can pray for some of the things they shared. After opening the group in prayer, allow the kids time to pray aloud. When the kids are finished praying, close the group in one final prayer.

<b>Activity:</b>	<b>What you need:</b>	<b>Amount:</b>	<b>Note:</b>
<b>Zoom Connect Activity</b>	“Zoom: Calendar” picture cards	1 set/group	See Resource Folder. Print on 8½ x 11 cardstock paper and cut apart.
<b>Stay on Target</b>	Target	1 per group	See Resource Folder. Print on 8½ x 11 cardstock.
	Pennies	1 per kid	
<b>Stack ‘Em High</b>	Paper or plastic cups	8 per group	
	Permanent Marker	1 per group	
<b>Popsicle Prayers</b>	Popsicle sticks	1 per kid	
	Markers	1–2 boxes per group.	




My dear children, if anybody does sin we have one who speaks to the Father in our defense.

Circle the words from the list.  
Then arrange them on the lines, in order to make a sentence.

another      if      one      we  
fellowship      in      the      with  
have      light      walk

F	A	I	G	H	A	F
E	O	W	S	W	N	N
L	T	O	T	I	O	D
L	I	G	H	T	T	G
O	N	R	E	H	H	S
W	A	L	K	S	E	R
S	H	O	W	O	R	N
H	A	V	E	V	A	O
I	F	E	N	E	F	P
P	Q	S	H	O	N	E



\_\_\_\_\_

\_\_\_\_\_

\_\_\_\_\_

WE \_\_\_\_\_

\_\_\_\_\_

\_\_\_\_\_

\_\_\_\_\_

# Children's Worship Bulletin™


Ages 7+

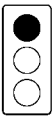
August 23, 2020 • 1 John 1:1-10; 2:1-2


## Walk in the Light


If we walk in the light, we have fellowship with one another.


Name the light sources. Then transfer the letters to the blanks, according to their number.


A. \_\_\_\_\_ 

B. \_\_\_\_\_ 

C. \_\_\_\_\_ 

D. \_\_\_\_\_ 

E. \_\_\_\_\_ 

F. \_\_\_\_\_ 

G. \_\_\_\_\_ ;

B10 E2 C1 B6 A1 F5 B6 B10 B11 B1

B9 F3 B11 B6 D1 D3 D5 F6 B2 C2 B9 C3

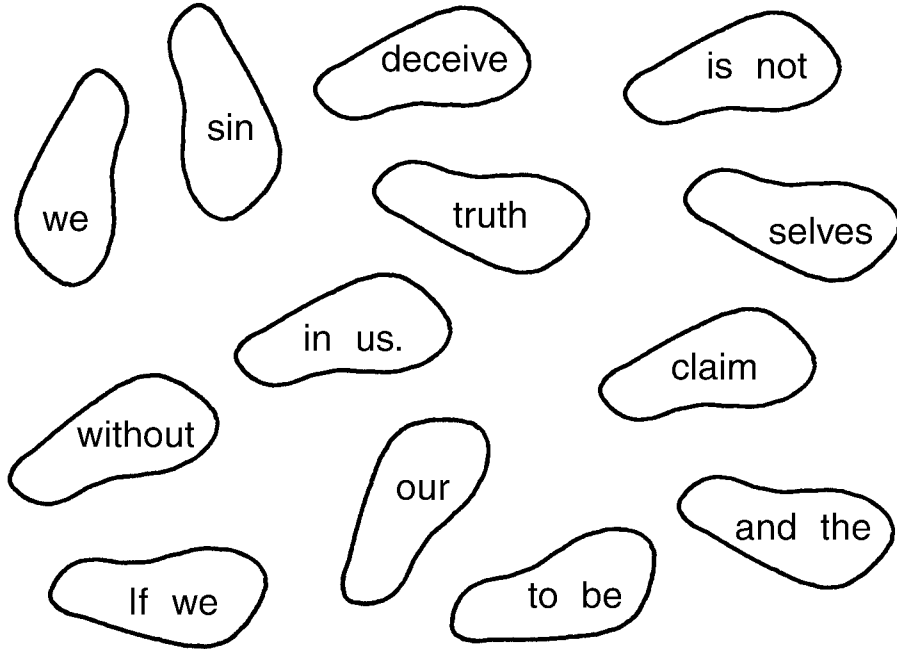
E4 E3 F4 C6 B2 C4 E4 C2 C3 A1

D2 D3 F2 F5 C5

Enter your **SECRET CODE** to unlock games @ [games.childrensbulletins.com](http://games.childrensbulletins.com) **SECRET CODE**  
**MZJ020**

All people are sinners.  
Everyone is in darkness.


Arrange the words or portions of words from the scrambled footsteps to make a message. Some letters are given as clues.



\_\_\_\_\_ w \_\_\_\_\_ | \_\_\_\_\_  
 t \_\_\_\_\_ | w \_\_\_\_\_ |  
 \_\_\_\_\_, | w \_\_\_\_\_ |  
 \_\_\_\_\_ | \_\_\_\_\_ |  
 \_\_\_\_\_ t \_\_\_\_\_ | \_\_\_\_\_ t \_\_\_\_\_  
 \_\_\_\_\_ t \_\_\_\_\_ | \_\_\_\_\_.

However, there is a way for us to  
become righteous before God.

Cross out every "b" and "k."  
Write the remaining letters on the lines  
to find how we may become righteous.



I	b	f	w	k	e	c	b	o	n	k	f
e	b	s	k	s	o	b	u	r	s	i	k
n	b	s	H	k	e	i	s	f	k	a	b
i	t	k	h	f	u	k	l	a	b	n	d
j	u	k	s	t	a	b	n	d	w	k	i
b	l	k	l	f	o	r	k	g	i	b	v
e	u	s	o	u	b	r	s	b	i	k	n
s	a	n	k	d	p	b	u	r	b	i	f
y	u	k	s	f	b	r	o	m	a	b	l
k	l	u	n	r	b	i	g	b	h	k	t
e	b	o	u	k	s	n	k	e	s	b	s

\_\_\_\_\_

\_\_\_\_\_, \_\_\_\_\_

\_\_\_\_\_

\_\_\_\_\_

\_\_\_\_\_


\_\_\_\_\_

\_\_\_\_\_



Jesus was sacrificed for  
the sins of the world.

Trace and finish the picture. Add some stars. ★



# Children's Worship Bulletin™




Ages 3+

August 23, 2020 • 1 John 1:1-10; 2:1-2

Walk in the Light

Children, remember what you  
have seen, heard and touched.

Circle 5 things that are wrong.

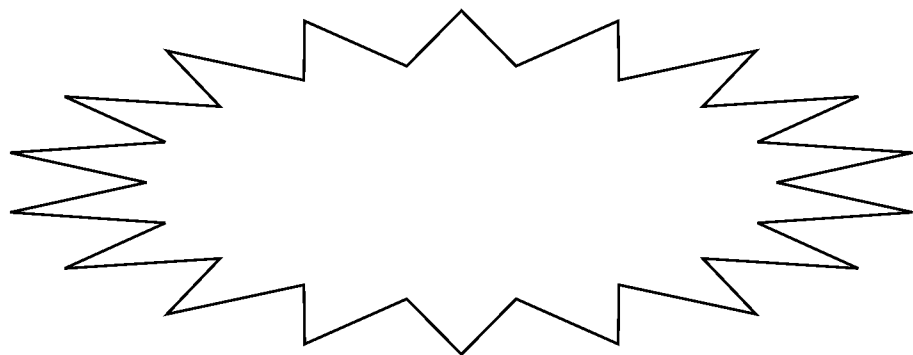
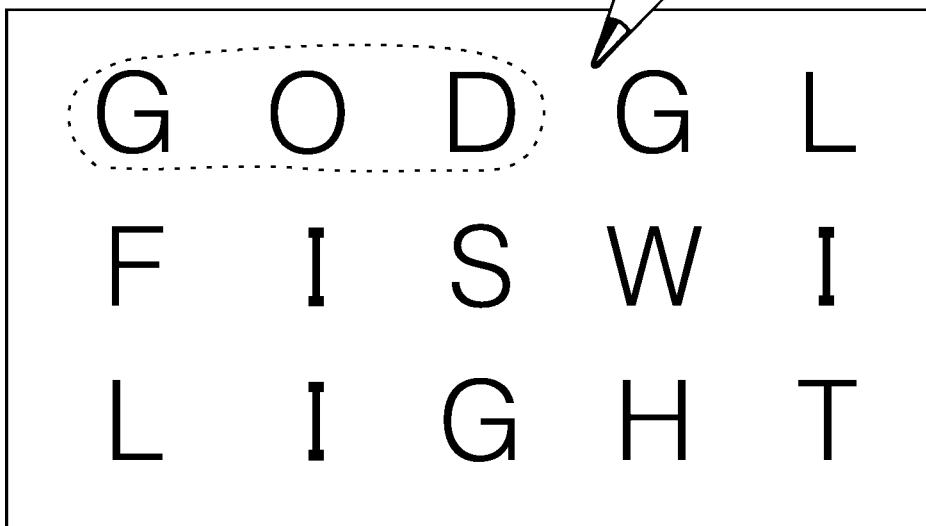
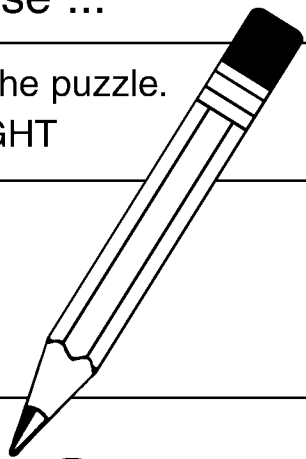


Enter your **SECRET CODE** to unlock games @  
[games.childrensbulletins.com](http://games.childrensbulletins.com)

**SECRET CODE**  
**BDEB88**


There is no darkness  
with God because ...

Circle the hidden words in the puzzle.  
G O D I S L I G H T



Walk in the Light.

Follow the  to the light.





# HOMEGUIDE

Name

Date



## Lesson 1.3

### DRAW IT!

Draw a picture of Jesus on the cross. While you're drawing, tell Jesus how thankful you are for the sacrifice He made.

### JOURNAL IT!

After hearing today's story, what do you want to say to God? Write it down here.

## This week we learned

THE BOOK OF LEVITICUS

**BIG IDEA:** Jesus is the ultimate atonement, so we can put our faith in Him.

**BIBLE BASIS:** The Book of Leviticus

**KEY VERSE:** "Jesus is the atoning sacrifice for our sins, and not only for ours but also for the sins of the whole world." 1 John 2:2 (NIV)

# READ IT!

Leviticus 16:1-10. Draw a picture of the story or write to God about your favorite part of the story. Tell Him why you liked it.

# PRAY IT!

Write a prayer and tell Jesus how awesome He is.

## Next week's lesson

THE BOOK OF NUMBERS

**BIG IDEA:** God takes sin seriously, so we should live our life His way.

**BIBLE BASIS:** The Book of Numbers

**KEY VERSE:** "For the wages of sin is death, but the gift of God is eternal life in Christ Jesus our Lord." Romans 6:23 1 (NIV)