


Moses said to the assembly,  
 "Listen, you rebels, must we  
 bring you water out of this rock?"

Unscramble the words and fill in the blanks.

Instead of speaking to the rock, as God had told him to, Moses struck it twice with his staff. Water gushed out, and the community and their livestock drank.

The LORD  
 said to Moses  
 and Aaron,



"Because you did not \_\_\_\_\_ in Me  
 enough to \_\_\_\_\_ Me as \_\_\_\_\_ in  
 the \_\_\_\_\_ of the Israelites,  
 you will \_\_\_\_\_ this  
 community \_\_\_\_\_ the \_\_\_\_\_  
 I \_\_\_\_\_."

Ages 7+

June 21, 2020 • Numbers 20:1-13


# Water From the Rock

The people complained to Moses  
 and said, "Why did you bring us into this wilderness?"

Starting at the arrow, go up, down, right or left  
 to find the letters which complete the sentence.

START →

|     |     |    |     |
|-----|-----|----|-----|
| The | no  | fo | od  |
| re  | is  | us | for |
| dri | nk. | to | eat |
| to  | ter | wa | or  |



"T h e r e i s \_\_\_\_\_  
 \_\_\_\_\_  
 \_\_\_\_\_."

**BOLT!**

A Quarantine-Friendly Camp

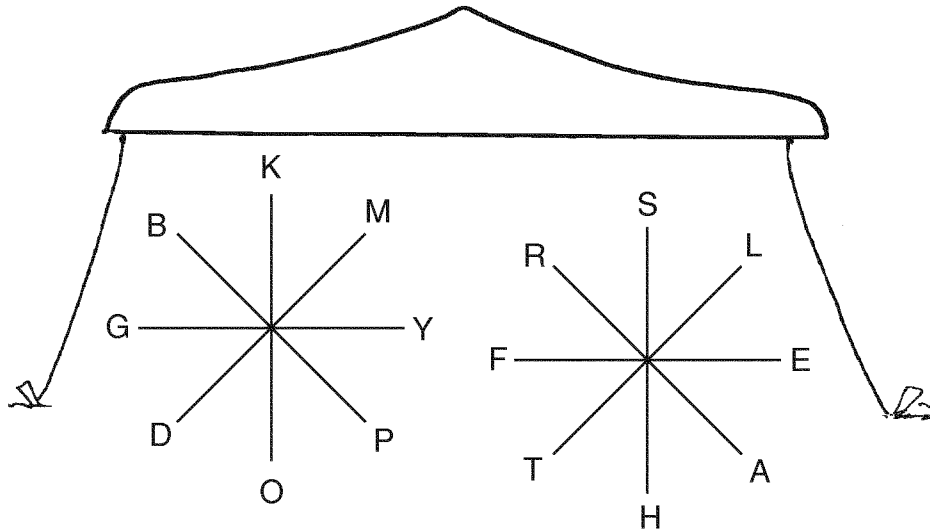
July 14-16th

Free! Ages: 2-82

Register Online: [fbcdrumheller.com](http://fbcdrumheller.com)

Moses and Aaron went from the assembly to the entrance to the tent of meeting and fell facedown.

Fill in the blanks by writing in the letter that appears opposite the one given.



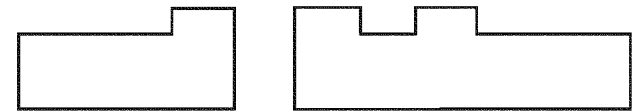
T H E      Y T K A G  
 L S F  
 K E      L S F  
 T K A M  
 R B B F R A F M  
 L K      L S F D

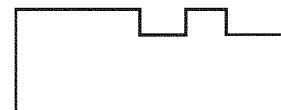

The LORD said to Moses, "Take the staff, and you and your brother Aaron gather the assembly together."

Fit these words into their shapes in the sentence.

out      eyes      their  
 pour      rock      water  
 before

"Speak to that





 and

it will 

 its .

You will bring water out of the rock for the community so they and their livestock can drink."



Be careful to obey all these words that I command you, that it may go well with you.

Deuteronomy 12:18



# SNEAK n' SNOOP

## Bible Detectives



# Parent Discussion Guide

Week 3: The Mystery of the Squirting Rock

# REVIEW / DISCUSSION STARTERS

What mystery did Sneak and Snoop investigate in today's episode?

**CONFIDENTIAL**

What Bible Story did they explore?

*MOSES STRIKES THE ROCK*

**TOP SECRET**

What was the Bible Verse for today?

What was your favorite part of the lesson?

What did Sneak and Snoop learn?

*OBEY CAREFULLY*

Be careful to obey all these words that I command you, that it may go well with you. Deuteronomy 12:18

CAN YOU SOLVE THE BONUS MYSTERY?

The Mystery of the Missing Baby?

*HINT: Exodus Chapter 2*

Do you have any questions about the lesson today?

**CLASSIFIED**





## Live chat!

Pick a discussion starter. You have all month, so just one will do. Run out? Make some up that fit the theme of the month! (Oh! And turn off those devices! Live chat means just talking.)

- What does the word Trust mean to you?
- Anything going on in your life right now that has you nervous?
- Who is someone you trust a lot?
- Do you think anyone trusts in you?
- How can we show God that we trust Him always?
- What is one thing you need to trust God with today?

## Make it count!

It's easier to say "Trust God" than to actually do it. To really build our trust, we need to commit our concerns to God and then pray about them regularly. Get some sticky notes or index cards and write one thing on each that you need to trust God with more. Then, post them in a place everyone can see them, such as on the refrigerator or on a mirror. Then, every time you see them, stop and say a quick prayer about one of them. You will notice the things He does to help you!

# TRUST

## Monthly Motto: God's Got This!

## Think about It

My dad used to say, "Life is what happens to you when you are making other plans." We live in an unpredictable world! Things are always happening that aren't in our plans and are beyond our control. It can make us uncomfortable, uneasy and sometimes flat out scared. But when we know God, we can trust that nothing catches Him by surprise! In fact, not only is He in charge, but He has promised to work all things together for Good. So, the next time something happens that shakes your life, just remind yourself, "God's Got This!"

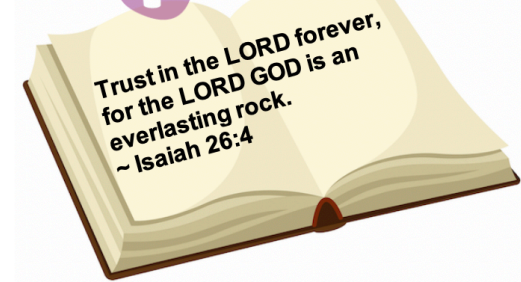
## Double DaRE ya!

### The family challenge!

**Are you up for the challenge?** Determine as a family what the reward will be if you complete the challenge!

**YOUR CHALLENGE:** Trusting can be hard. It is hardest when we are focused on ourselves and our own problems. To help shift your family's attention on others, think about someone you know who is going through a hard time. They are trusting God to provide for them. Did you know YOU can be their answer to prayer? Do something to help someone else, and your own problems will seem smaller!

## VICTORY VERSE



As a family, memorize the Victory Verse this month. Make it your goal this month to start trusting God more.

## Diggin' DEEPER...

Here are some super Bible verses you may want to dig into this month as you explore Trust. Read the verse and then discuss what it means.

- Psalm 28:7
- Psalm 62:8.
- Proverbs 3:5-6
- Romans 8:28
- Psalm 56:3
- Proverbs 29:26

## GOOFY Game

**Name of the Game:** What is THAT?  
**Needed:** Objects from around your house

**How to Play:** This month, play some family games that require trust. Try "Can You Feel It?" Family members take turns being blind-folded and then give them something to feel and they try to guess what it is. "Can You Taste It?" Yup, blind-folded family members are given something to eat and try to guess what it is. You could even try "Can You Smell It?" Remember to be nice! After all, they are trusting you!

# Father's Day Ideas

By Rev. Barney Kinard

The following are a collection of ideas that you might try in your family. Maybe just one of these ideas will help someone in your family better celebrate "Father's Day."

## 1. Create a "Coupon Book"

A coupon book would include practical and helpful chores that would be age appropriate, that the children could do. It could be made of twelve 3x5 cards (one for each month). The coupons might include things like: one free car wash, shovel snow, pick-up leaves, pull weeds, cut the lawn, pump gas into the car, free ice cream (your choice), free shake and/or hamburger, sweep the driveway or clean the garage. It is fun to customize these cards with your kid's abilities and Dad's interests.

## 2. Gift Certificate for Tools

Most Dads tend to appreciate new tools. Why not prepare Dad an unexpected gift certificate from Home Depot, Sears and Roebuck or any local hardware store or auto repair store.

## 3. Support Dad's Hobby

Try to think of something that Dad might need to go with his favorite hobby. Stamp collection, coin collection, gardening, fishing repairing the house, bowling reading and auto repair, to name a few ideas. Customize this idea to your Dad's interests.

## 4. Dad's Meal Out

Consider a favorite place or special meal that the family can celebrate with Dad. This could be breakfast on Saturday, Sunday brunch, or a weekend lunch or dinner. Let Dad make the meal choice or the place of his choice.

## 5. Travel "Goodie Bag" Idea

Dad can take this decorated bag with him on trips. It has small items in it that he would like to remind him of his kids and family while away from home.

It could include things like: gum, nuts, travel sized toothpaste, shave cream, deodorant, mints, pictures of the kids, candy bar, note pad and pen, coffee coupon, comb, phone card to call home and a post card with a stamp. Your kids could get creative doing variations of this one. Make Dad smile and remember.

## 5. Surprise Outing for Dad

This idea will take some planning, but the outing is a secret destination, until you get there. It could be a movie, a concert, an amusement park, a trip to his parent's home, shopping, a meal out, maybe a picnic, fishing trip, auto races, county fair, horseback riding, a tour or a mountain drive. The fun of this one is keeping the secret and enjoying Dad's response to this family effort.

## 6. Dad's "Little-Helper" Cards

This idea works for younger kids. Dad is presented with a collection of maybe 6-12 cards (3x5) with simple errands he can present when he needs a little help from the kids. Some card suggestions are pick up the mail, get the newspaper, get some tool, hold the flashlight, water a plant, and take out the trash or pick up after some project.

## 7. Surprise Party for Dad

This family project involves some adult planning with help from the kids. You can celebrate fatherhood on a day other than Father's Day, so family and friends could be available. Dad could be surprised when his extended family and friends show up for this surprise party.

## 8. New Family Pictures

Arrange for the whole family to get new family pictures. Present them to Dad on Father's Day. Include a wallet-sized one for Dad and each family member and maybe grandparents.

Another Kidhelper Resource from...

**Creative Children's Ministries**

P.O. Box 5597, Buena Park, CA 90620

[www.Kidhelper.com](http://www.Kidhelper.com)

Moses raised his arm and struck the rock twice with his staff. Water gushed out, and the community and their livestock drank.

Circle 6 differences in the 2nd picture.




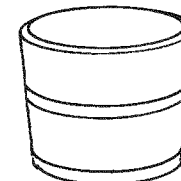

Ages 3+

June 21, 2020 • Numbers 20:1-13

## Water From the Rock

The people complained to Moses and said, “Why did you bring us into this wilderness? It has no food and there is no water to drink!”

In each row circle the picture that is different.



# BOLT!

A Quarantine-Friendly Camp

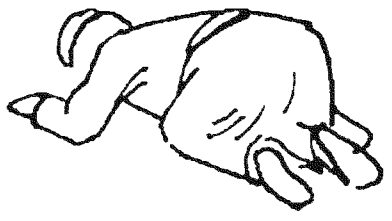
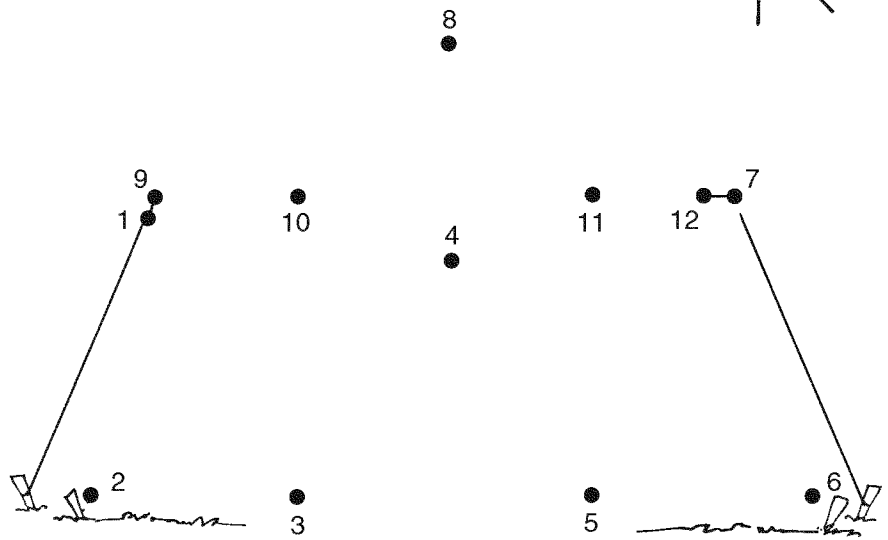

July 14-16th

Free! Ages: 2-82

Register Online: [fbcdrumheller.com](http://fbcdrumheller.com)

Moses and Aaron went to the tent of meeting and bowed down, and the Lord appeared to them.

Connect the dots.  
1 2 3 4 5 6 7 8 9 10 11 12



The LORD said to Moses, "Take the staff, and you and your brother Aaron gather the assembly together. Speak to that rock before their eyes."

Use the code to write in the missing vowels.

○ = a      ◇ = e      △ = i  
 ♥ = o      ☆ = u

"Th     r     ck  
           ◇            ♥  
           w     ||  
                   △  
 p         r         t  
       ♥    ☆            ♥    ☆  
           w     t     r."  
               ○            ◇