

3, 2, 1...Blastoff

The Book of James: Treat Everyone the Same

BIG IDEA: God calls us to love and treat everyone the same.

BIBLE BASIS: James 2:1-13; Luke 17:11-19

KEY VERSE: “My brothers and sisters, you are believers in our glorious Lord Jesus Christ. So treat everyone the same.” James 2:1 (NIV)



(FOLLOW-UP ACTIVITIES FOR AFTER THE LESSON)

1) **READY, SET, NOSE** (Application Activity)

Set-up: Use tape to create a starting line on the floor that’s long enough to fit two kids behind it. Print the “Ready, Set, Nose” cards on 8½ x 11 PAPER. Cut the cards apart and sort them into two categories: “Person” cards and “Situation” cards. Spread the cards face down into two different piles on the floor about 10–12 feet from the starting line.

Say: The Book of James says that we should treat everyone the same, but sometimes that can be kind of hard. We’re going to play a game right now that will help us think about some ways that we can treat people the same even if they’re different from us.

Directions: Divide your group into two teams. Choose one kid from each team to line up behind the starting line. Help the two kids place a circle of tape on their nose. When you say, “Ready, Set, Nose!” the kids will have to run to their pile of cards, pick a card up using only their nose, and run it back. One pile contains “Person” cards and one pile contains “Situation” cards. The first kid who returns to the starting line with a card attached to their nose wins a point for their team. When they both return, read the “Person” card followed by the “Situation” card. When read together, the cards will construct a complete scenario such as “A kid who barely speaks English sits at your lunch table.” (See below for the list of cards.) After each scenario is presented to the group, ask them the following question:

Question: What could you do to treat this person the same as everyone else?

After the kids have discussed the scenario, choose two more kids to race and repeat the directions from above. Continue until all of the cards have been used.

Person Cards: A kid who barely speaks English... A kid who can’t hear and uses sign language...
A kid who is always getting in trouble... A kid who has no friends... A kid who smells different...
A kid whose skin color is different from yours...

Situation Cards: ...is coming to your birthday party. ...moves next door to you. ...is new to your class. ...joins your soccer team. ...sits at your lunch table. ...sits next to you on the bus.

2) IMAGINE IF GAME (Bible Memorization Activity)

Directions: Place the Bible verse sign in the middle of the group and read it carefully with your kids several times so they can begin to memorize it. Today's Bible verse says:

"My brothers and sisters, you are believers in our glorious Lord Jesus Christ. So treat everyone the same." James 2:1

When ready, remove the Bible verse sign and place the 6 "Imagine If" cards face down in the middle of the circle. Choose a kid to turn over one of the cards. The card will ask the kids to imagine if they were something. (For example: Imagine if you were a space alien.) Tell the kids to recite the verse together from memory as if they were that person or thing. Continue until all cards have been used.

Imagine If Cards:

- A Surfer Dude/Chick
- A Jackhammer
- Being Chased by a Lion
- A Zombie
- An Opera Singer
- In a Washing Machine

Question: Why do you think God wants us to treat everyone the same?

DISAPPEARING SINS (Group Prayer Activity)

Directions: Give everyone a coffee filter and a washable marker. Place a cup of water in the middle of the group. Tell the kids they're going to write one of their sins on the filter. **For today, tell the kids to think of someone they might have judged or looked down upon in the past.** (*A time when they thought they were better than someone else.*) When finished, ask if any of the kids would like to confess their sin to the rest of the group. After everyone has shared who wants to, tell everyone to fold their filter in half and place it in the cup of water. Leave the paper in the water and open the group in prayer. Give anyone who wants to pray aloud a chance to ask Jesus for forgiveness. At the end, prompt anyone who didn't pray aloud to silently ask Jesus for forgiveness. Give them a moment to do so and then say a closing prayer.

Afterwards, have everyone pull out their coffee filter. Tell the kids that when they ask Jesus for forgiveness, their sins disappear.

Activity:	What you need:	Amount:	Note:
3, 2, 1 Blastoff Connect	Butcher block paper	1 piece/group	The piece needs to be long enough for a kid to lay down on.
	Markers or crayons	1-2 boxes per group	

Ready, Set, Nose	"Ready, Set, Nose" cards	1 set/group	See Resource Folder. Print on 8½ x 11 paper. Cut apart.
	Scotch tape	1 roll/group	Used to pick up cards with nose.
	Masking tape	1 roll	Used to create a starting line on the floor.
Imagine If Game	Bible verse sign	1 per group	See Resource Folder. Print on 8½ x 11 cardstock.
	Imagine If Cards	1 set/group	See Resource Folder. Print on 8½ x 11 cardstock. Cut apart.
Disappearing Sins	White coffee filter	1 per kid	It is best if it can lay flat when fully opened.
	Washable markers	1 per kid	Make sure the markers are washable.
	Bowl or cup of water	1 per group	

"MY BROTHERS AND
SISTERS, YOU ARE
BELIEVERS IN OUR
GLORIOUS LORD JESUS
CHRIST. SO TREAT
EVERYONE THE SAME."

JAMES 2:1





HomeGuide

Lesson 12.3

Name: _____



DRAW IT!

Draw a picture of yourself playing with someone who is different from you.

JOURNAL IT!

Can you think of a time when you treated someone differently or poorly? Tell God about it and ask Him to forgive you.

THIS WEEK WE LEARNED

The Book of James: Treat Everyone the Same

BIG IDEA: God calls us to love and treat everyone the same.

BIBLE BASIS: James 2:1-13; Luke 17:11-19

KEY VERSE: "My brothers and sisters, you are believers in our glorious Lord Jesus Christ. So treat everyone the same."

James 2:1 (NirV)

READ IT!

Luke 17:11-19. Draw a picture of the story or write to God your favorite part of the story. Tell Him why you liked it.

PRAY IT!

Write a prayer asking God to help you treat everyone the same.

NEXT WEEK'S LESSON

The Book of James: Taming the Tongue

BIG IDEA: God calls us to honor Him by being careful with our words.

BIBLE BASIS: James 3; 1 Samuel 25

KEY VERSE: "The tongue is a small part of a person's body. But it talks big. Think about how a small spark can set a big forest on fire." James 3:5 (NirV)

Person Card:

A kid who barely
speaks English...



Person Card:

A kid who can't hear and
uses sign language...



Person Card:

A kid who is always
getting into trouble...



Person Card:

A kid who has no
friends...



Person Card:

A kid who smells
different...



Person Card:

A kid whose skin color is
different from yours...



Situation Card:

...is coming to your
birthday party.



Situation Card:

...moves next door to
you.



Situation Card:

...is new to your class.



Situation Card:

...joins your soccer team.



Situation Card:

...sits at your lunch
table.




Situation Card:

...sits next to you on
the bus.

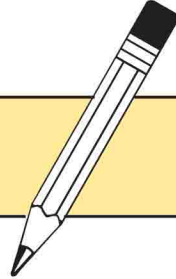




What we do usually "speaks"
louder than what we say!



Write the letter that appears in the 1st word
but not in the 2nd. Put the letters in the blanks.



___ is in CALF but not in LACE ___ is in PAIR but not in RIPE
___ is in BARK but not in BRICK ___ is in CART but not in TRAP
___ is in BIKE but not in BEAK ___ is in FACT but not in CALF
___ is in WANT but not in GNAW ___ is in HAIR but not in HARP
___ is in PERCH but not in CREEP ___ is in SPOON but not in NAPS
___ is in NEWS but not in SEWS

_____ BY ITSELF, IF NOT
ACCOMPANIED BY _____, IS DEAD.

Ages 7+

July 19, 2020 • James 2:1-17



Just like God our Father, we should treat all people
fairly and care for all people the same.

Fill in the missing letters to complete the phrases.
Use those letters then to complete the message.



1. compact ____ c



7. diamond ____ ng



2. baby ____ b



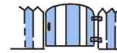
8. hockey s ____ ck



3. breath ____ t



9. toothy ____ ile



4. garden g ____



10. flashlight b ____ ery



5. happy ____ ce



11. camping t ____



6. erupting ____ lcano



12. green on ____

Christians should not _____ (1-4),
show _____ (5-9), or give
special _____ (10-12) to other people.

BOLT!

A Quarantine-Friendly Camp

July 14-16th

Free! Ages: 2-82

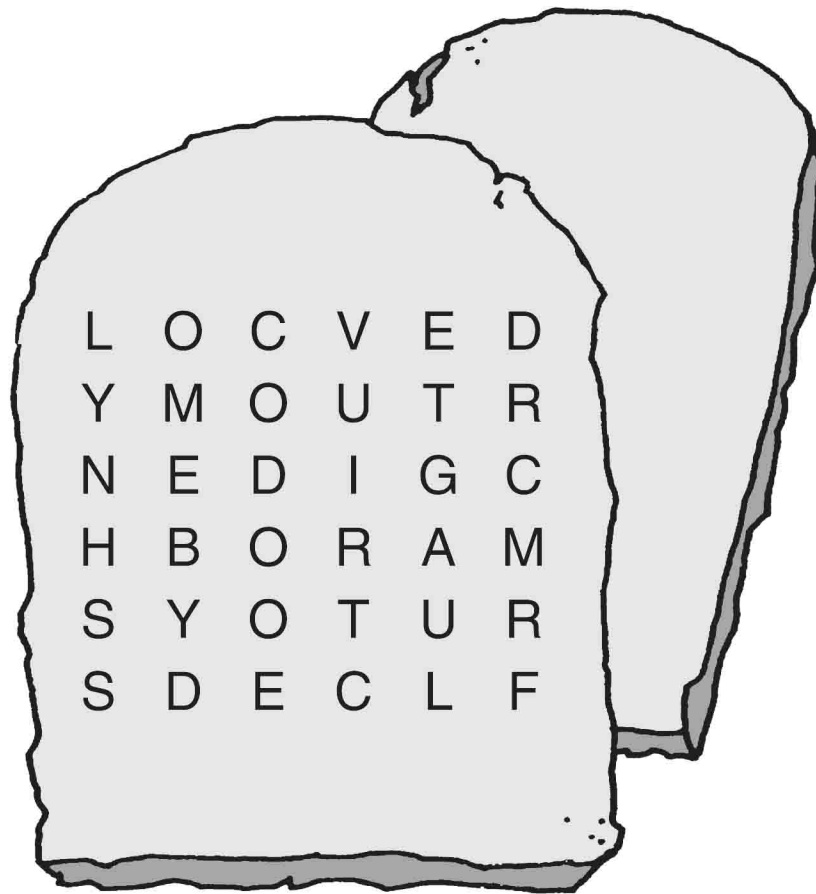
Register Online: fbcdrumheller.com

Enter your **SECRET CODE** to unlock games @
games.childrensbulletins.com

SECRET CODE!
WKY586

Those who discriminate are breaking God's law.
What specific commandment are they breaking?

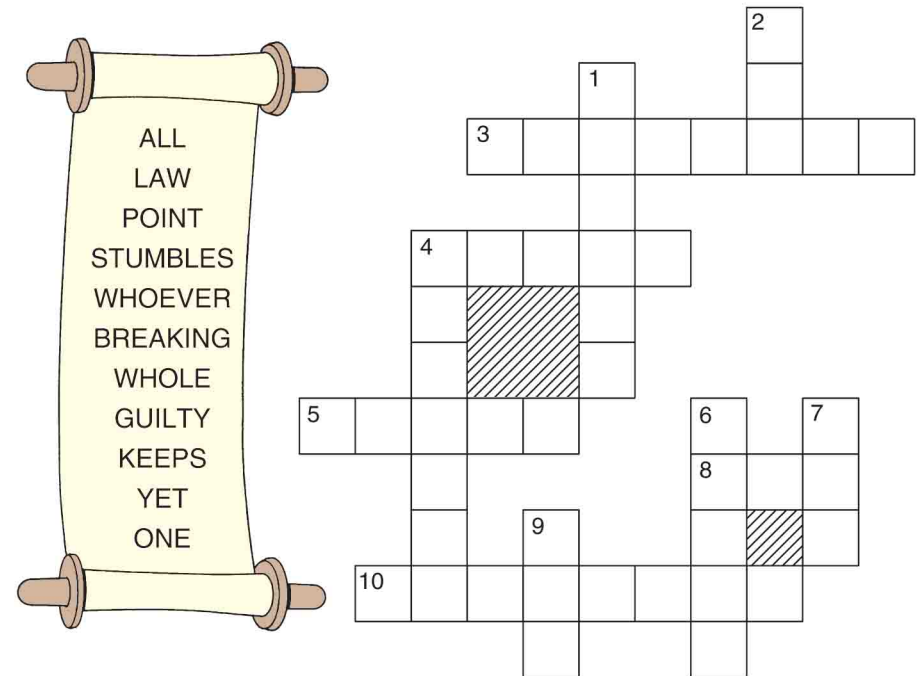
Cross out every underlined letter in DISCRIMINATE.
Put the remaining letters in order on the lines.



_____.

Playing favorites may not seem as sinful as stealing or murder,
but God is concerned that we keep ALL His commandments.

Fit the list of words into the crossword. Then place them into the
blanks according to their numbers to create a Scripture verse.



_____ 4 - DOWN _____ 5 - ACROSS _____

THE _____ 4 - ACROSS _____ 9 - DOWN AND

_____ 7 - DOWN _____ 3 - ACROSS _____

AT JUST _____ 8 - ACROSS _____ 6 - DOWN _____

IS _____ 1 - DOWN _____ OF

_____ 10 - ACROSS _____ 2 - DOWN _____ OF IT.



Live chat!

Pick a discussion starter. You have all month, so just one will do.

Run out? Make some up that fit the theme of the month!

(Oh! And turn off those devices! Live chat means just talking.)

- What is something you are thankful to God for?
- How has God shown His love to you lately?
- Who are you thankful God brought into your life?
- What are you glad God invented?
- If you were God for a day, what would you change?
- What is one way you can show God you love Him?
- What do you think makes God happy?

GOOFY Game

Name of the Game: Huckle Buckle Beanstalk

Needed: Choose a small object or toy from the house.

What you do: Everyone leaves the room except the youngest person who hides the object - but it must be visible from some angle without needing to move or open anything. Once hidden, call out, "Huckle Buckle Beanstalk," then the others can return. As family members look for the object and find it, they don't point it out. Instead, they move away from it before saying, "Huckle Buckle Beanstalk." Choose a new hider and play again! (Fun fact: This game dates back to the early 1800's!)

LOVING GOD Monthly Motto:

WE SHOW OUR LOVE TO GOD BY LOVING OTHERS!

Think about It

Every year when February rolls around, we often think about the topic of love. After all, it's the month of Valentine's Day. But love didn't start with the mushy holiday when we give candy hearts and little cards to each other, it started with God! The Bible says that God IS love. He invented it! In fact, it says that God gave the greatest example of love when He gave us His one and only son. It even says that the greatest commandment is to love God with all of our heart, our mind, our strength, and our soul. That pretty much means every bit of us there is. Why would God want us to love Him so much? Probably because, if we love God, we'll end up loving everything He loves too, and the number one thing God loves is people. People aren't always very lovable, so the secret to loving people is to love God first. If we love God, we'll end up loving the people He made because we'll see them differently. We'll see them through His eyes.

Double DaRE ya! The family challenge!

YOUR CHALLENGE: You don't have to go far to find people to show love to. Start with your family! Here is a fun game you can play with a fun twist. Instead of trying to earn points, you win by giving them away! Pick where you will record your points, on a chalkboard or paper on the refrigerator. Every time you spot another family member doing something loving, go give them a point! Your goal is to give away as many points as you can. As you notice loving actions, it'll help you be more loving too! How many total points can your family score?

VICTORY VERSE



As a family, memorize the Victory Verse this month. Focus on God's love this month knowing the best way to show God how much you love Him, is to love those He loves!

Diggin' DEEPER...

The Bible makes it very clear that the best way we can show our love to God is by loving others. Here are some super Bible verses you may want to dig into this month as you focus on loving God by loving others!

- Proverbs 4:23
- 1 John 5:2-3
- 1 John 4:21

- Deuteronomy 5:29
- Philippians 2:3-4
- Luke 6:27

make it count!

Here's an idea! The best way we show our love for God is by loving others. Take this from an idea to a memorable experience by volunteering as a family in some way to serve your church or community. Find a way you can serve together to show God's love to others. When we give our time to serve others we make God's love real!

Written by Karl Bastian. Published by Kidology.org

Faith without good deeds is not faith.

Connect the dots.

A B C D E F G H I J K L M 1 2 3 4 5 6 7 8 9 10 11 12 13




Ages 3+

July 19, 2020 • James 2:1-17

Do Not Play Favorites

Do not judge people.

Circle 6 differences in the 2nd picture.



BOLT!

A Quarantine-Friendly Camp

July 14-16th

Free! Ages: 2-82

Register Online: fbcdrumheller.com

Enter your **SECRET CODE** to unlock games @
games.childrensbulletins.com

SECRET CODE!
BWKDS4

People are rich if they have . . .

Draw a line between the matching letters.

A

I

F

H

T

F


A

I

T

H

“Love your neighbor as yourself.”

Draw a  next to those loving their neighbors.

