

**"NOTHING AT ALL CAN  
EVER SEPARATE US  
FROM GOD'S LOVE.  
THAT'S BECAUSE OF  
WHAT CHRIST JESUS  
OUR LORD HAS DONE."**

**ROMANS 8:39B**

**ZOOM**



**"NOTHING AT  
ALL CAN EVER  
SEPARATE US  
FROM GOD'S  
LOVE."**

**ROMANS 8:39B**

**ZOOM**





# HOMEGUIDE

Name \_\_\_\_\_

Date \_\_\_\_\_



## Lesson 1.1

### DRAW IT!

What does a friendship with God look like to you? Draw a picture of it.

### JOURNAL IT!

What do you think it means to have a friendship with God? Tell God about some of the things you want to do with Him.

## This week we learned

THE BOOK OF GENESIS

**BIG IDEA:** Jesus defeated sin, so we can have a friendship with God.

**BIBLE BASIS:** The Book of Genesis

**KEY VERSE:** "Nothing at all can separate us from God's love. That's because of what Christ Jesus our Lord has done." Romans 8:39b (NIV)

# READ IT!

Genesis 1:26-31. Draw a picture of the story or write to God your favorite part of the story. Tell Him why you liked it.

# PRAY IT!

How does it feel to know that Jesus died for your sins? Tell Jesus about it in a prayer.

# NEXT WEEK'S LESSON


THE BOOK OF EXODUS

**BIG IDEA:** God has the power to provide, so we can trust that He will give us all that we need.


**BIBLE BASIS:** The Book of Exodus

**KEY VERSE:** "And my God will meet all your needs according to the riches of his glory in Christ Jesus." Philippians 4:19 (NIV)









What happened next?

Use the calendar to find out.

SUN	MON	TUES	WED	THURS	FRI	SAT
T <sup>1</sup>	L <sup>2</sup>	G <sup>3</sup>	W <sup>4</sup>	J <sup>5</sup>	O <sup>6</sup>	C <sup>7</sup>
P <sup>8</sup>	D <sup>9</sup>	X <sup>10</sup>	Z <sup>11</sup>	Q <sup>12</sup>	A <sup>13</sup>	S <sup>14</sup>
I <sup>15</sup>	? <sup>16</sup>	R <sup>17</sup>	& <sup>18</sup>	H <sup>19</sup>	# <sup>20</sup>	M <sup>21</sup>
V <sup>22</sup>	Y <sup>23</sup>	B <sup>24</sup>	U <sup>25</sup>	K <sup>26</sup>	\$ <sup>27</sup>	E <sup>28</sup>
F <sup>29</sup>	! <sup>30</sup>	N <sup>31</sup>				



# Children's Worship Bulletin™

Ages 7+

August 9, 2020 • Genesis 1:1-31; 2:1-4

## The Creation

In the beginning ...

To find the missing words, write the letter that is in the 1st word but not the 2nd.

heat / ate \_\_\_\_\_

share / rash \_\_\_\_\_

bread / drab \_\_\_\_\_

teach / etch \_\_\_\_\_

taste / test \_\_\_\_\_

horse / shoe \_\_\_\_\_

solve / lose \_\_\_\_\_

gate / age \_\_\_\_\_

meat / tam \_\_\_\_\_

heart / tear \_\_\_\_\_

near / are \_\_\_\_\_

several / reveal \_\_\_\_\_

In the beginning God created the

\_\_\_\_\_ and the \_\_\_\_\_.

1 2

Enter your **SECRET CODE** to unlock games @  
[games.childrensbulletins.com](http://games.childrensbulletins.com)

**SECRET CODE!**  
**GK0676**




Fit the missing words into the blanks. Then follow the directions to show what God created each day,

day	light
God	night
man	trees
sky	water
land	plants
seas	animals
birds	heavens
image	

# MY EARTH

Genesis 1:1-2:4a



④ Then God created vegetation, including

\_\_\_\_\_  
and \_\_\_\_\_.  
(Draw vegetation on the Earth.)

⑤

Then \_\_\_\_\_ created lights in the sky to govern day and night.  
(Draw a sun, moon and stars.)

⑥

God created all kinds of \_\_\_\_\_,  
including sea creatures, livestock and \_\_\_\_\_.  
(Draw animals on the Earth.)

⑦

Then God said, "Let us create \_\_\_\_\_ in our own \_\_\_\_\_."  
(Draw yourself, your family and your friends on the Earth.)

①

God said,  
"Let there be \_\_\_\_\_."  
He called the light  
"\_\_\_\_\_"  
and the darkness  
"\_\_\_\_\_."

②

Then God separated the \_\_\_\_\_  
below from the \_\_\_\_\_  
above and called this \_\_\_\_\_.  
(Draw clouds.)

③

And God said, "Let the water be gathered, and let dry ground appear." God called the dry ground "\_\_\_\_\_" and the gathered water He called "\_\_\_\_\_."  
(Draw land and seas for the Earth.)





Live chat!

Pick a discussion starter. You have all month, so just one will do.  
Run out? Make some up that fit the theme of the month!  
(Oh! And turn off those devices! Live chat means just talking.)

- Who do you consider a great friend? Why?
- Describe the ideal friend. (Does that describe you?)
- What advice would you give someone on friendship?
- What is the secret to making good friends?
- Who do you wish you were better friends with?
- How could you improve as a friend?

## GOOFY Game

**Name of the Game:** Silly Story

**Needed:** Just paper and something to write with

**How to Play:** Have one person ask others to provide the words for the parts of this story in parentheses. Read the resulting story aloud. Here is your Silly Story:

(Person in room) went to (a store) to buy a (adjective) (noun) for a (relative) who was feeling rather (emotion) because he/she lost his/her (adjective) (noun). (Person in room) forgot to feed his/her pet (animal) and so it ate all the (adjective) (plural nouns) in the house and now (person in room) is (verb) around like a (animal) with its (part of body) cut off. Hopefully, everyone will (verb) back soon and the (plural noun) will be okay. The End.

## friendSHIP

### Monthly Motto:

Be the friend you want to have

## Think about It

All of us want to have good friends. It's something we are always working on, but sometimes it can be challenging. The secret to finding great friends is pretty simple. Be the kind of friend you want to find, and you will! Only then will we end up with genuinely fulfilling friendships as God designed. Often, we are passive in our selection of friends. This means our friendships are formed simply by who we are around the most. However, the Bible is very clear that we are to be intentional and thoughtful when it comes to friendships because the company we keep has a significant impact on our character, our choices, and therefore the outcome of our life. The challenge this month is to be more thoughtful in the selection of our friendships, and to be the kind of friend we hope to find.

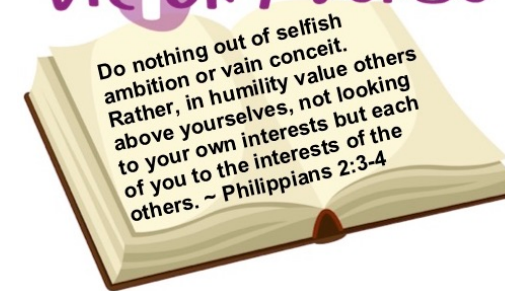
## Double DaRE ya!

### The family challenge!

**Are you up for the challenge? Determine as a family what the reward will be if you complete the challenge!**

**YOUR CHALLENGE:** Each person takes a turn describing a good friend that everyone at the table knows, but who is not in the family. The description must be positive and complimentary. The longer it takes them to guess the name the better. Keep giving hints until someone guesses who it is. Whoever guesses correctly gets to describe the next person until everyone has had a chance. Then, everyone thinks of a way they can creatively thank that person for being such a great friend!

## VICTORY VERSE



As a family, memorize the Victory Verse this month. Make it your ambition this month to be the best friend your friends could ever have!

## Diggin' Deeper...

Here are some super Bible verses you may want to dig into this month as you explore why it's important to do our best at whatever we do! God isn't looking for wimps, He rewards hard workers!

- Proverbs 17:17
- Proverbs 18:24
- Proverbs 12:26
- Proverbs 17:9

- Proverbs 27:6
- Proverbs 22:24-25
- Proverbs 27:17
- Proverbs 22:11

## make it count!

**Here's an idea!** Read the Victory Verse. Let's face it, we are pretty selfish by nature. We spend most of our day doing what we want to do and trying to further our own goals and ambitions. The good news is, this verse doesn't say we shouldn't look out for our own interests, it just says that in doing so, we should also look out for the interests of others. We need to be careful that we aren't blind to the needs around us. Too often we get so focused on our own little world that we don't see others around us – their needs, their feelings, and their dreams. Sometimes, we just need to hit 'pause' on the movie of our life and look around to see what's going on around us. Each family member should think of someone in your life that you know has a need and one thing you can do to encourage or help them this week. Share what you are going to do with the whole family.



# Zoom- Elementary Lesson Aug 9, 2020

## The Book of Genesis

**BIG IDEA:** Jesus defeated sin, so we can have a friendship with God.

**BIBLE BASIS:** The Book of Genesis

**KEY VERSE:** “Nothing at all can separate us from God’s love. That’s because of what Christ Jesus our Lord has done.” Romans 8:39b (NirV)

### CROSSING THE DIVIDE (Application Activity)

**Say:** In the Book of Genesis, we learn that God created us to have a perfect friendship with Him, but then sin wrecked everything. Sin created a separation between us and God. We’re going to do an activity that will help us picture that.

**Directions:** Lay 2 pieces of rope parallel to each other on the floor with about 6 inches between them. Instruct the kids to stand along the edge of one rope while facing the other rope. Say, “1, 2, 3...Jump!” and have the kids do a standing broad jump over the gap to the opposite side of the other rope. Next, with the help of a kid, move one of the ropes 6 inches further away so that the gap becomes bigger. Repeat the instructions above. Continue moving the ropes further away from each other until no one can jump all the way across. Have the kids take a seat and ask the following questions:

**Question:** How does this activity remind you of sin?

**Question:** What did Jesus do to help bridge the “sin gap” that separates us from God?

**Directions:** Using tape, create a cross that stretches from one rope to the other. Tell the kids to walk along the cross from one side of the gap to the other and have a seat.

**Say:** Romans 8:39 says, “Nothing at all can separate us from God’s love. That’s because of what Christ Jesus our Lord has done.” When Jesus died on the cross, he defeated sin. Now there’s nothing that can separate us from a friendship with God.

**Question:** What do you think it means to have a friendship with God?

**Question:** What kinds of things can you do with God? *(Possible answers: Talk to Him through prayer, learn about Him through the Bible, sing to Him through worship, spend time with Him at church, be with Him someday in heaven, etc.)*

### STICKY NOTE RELAY RACE (Bible Memorization Activity)

**Set-up:** Print the Bible Verse sign on 8½ x 11 paper. (See Resource Folder.) Write each word from the verse below (including the reference) on a different Post-it® Note.

**Directions:** Place the “Bible Verse” sign in the middle of your group. Read the verse several times with your group so that they can begin to memorize it. Today’s Bible verse says:

**Older Kids:** “Nothing at all can separate us from God’s love. That’s because of what Christ Jesus our Lord has done.” Romans 8:39b

**Younger Kids:** “Nothing at all can separate us from God’s love.” Romans 8:39b

Next, remove the “Bible Verse” sign from the middle of the group and replace it with the Post-it® Notes. Each Post-it® Note will have one word from the verse. Be sure that the Post-it® Notes are mixed up and facing down. When you say “go,” have the kids take turns grabbing a note, racing to a nearby wall, and sticking the note to the wall. As the words are stuck to the wall, they must be added in the right order. Time the kids to see how long it takes them to put the verse in the right order. When finished, have the group recite the verse from memory. Play several rounds to see if they can beat their previous time.

Option for younger kids, write sequential numbers on the Post-it® Notes.

**Question:** Are you ever afraid that God stops loving you when you sin? What does this verse say about that?

## PRAYER BAG (Group Prayer Activity)

**Set-up:** For each small group, place a small handful of match sticks in a paper lunch bag and fold it closed.

**Directions:** Pass the “Prayer Bag” around the circle. The bag will contain match sticks. Tell the kids to feel how heavy the bag is without shaking it or looking inside. After the bag makes one round, tell the kids to guess what’s inside. Next, pass the “Prayer Bag” around the circle again, but this time allow the kids to shake the bag. After the bag makes it around the circle, tell the kids to take another guess. Finally, pass the bag around the circle one last time, but this time, without looking at it, allow the kids to reach inside and feel the object. When finished, ask the kids what they think the object is. After the kids have guessed, reveal the object to the group.

**Read:** Open your Bible and read Deuteronomy 4:24.

**Question:** The Bible says that God is like a consuming fire. That means He’s a jealous God, but in a good way. He only wants us to worship Him. Why do you think God deserves to be worshipped?

**Directions:** When kids have finished sharing, open your group in prayer. Encourage the kids to tell God why they think He’s so awesome.

### Activity:

	What you need:	Amount:	Note:
<b>Crossing the Divide</b>	Rope	2 pieces per group	The rope doesn’t need to be very thick. Each piece should be long enough for all of the kids in the group to line up shoulder to shoulder along it.
	Tape	1 roll	Used to create a cross on the floor. Masking or painters tape works best.
<b>Sticky Note Relay Race</b>	Bible Verse Sign	1	See Resource Folder. Print on 8½ x 11 cardstock.
	Post-it® Notes	1 for each word in the verse.	



<b>Prayer Bag</b>	Paper lunch bag	1 per group	
	Matches	1 handful per group	