

3, 2, 1...Blastoff: The Book of James: Listen and Do What is Right

BIG IDEA: God call us to listen to His word and do what it tells us.

BIBLE BASIS: James 1:19-27; 2 Kings 22

KEY VERSE: “Don’t just listen to the word. You fool yourself if you do that. You must do what it says.” James 1:22 (NirV)



1) DO RIGHT (Application Activity)

Set up: Print the 8 “Do Right” cards on 8½ x 11 cardstock and cut apart.

Say: The Book of James says that it’s not enough to just listen to God’s word, we have to do what it says also. We’re going to play a game right now that will remind us of some things that the Bible tells us to do and will help us think about how we might do those things.

Directions: Help the kids in your group pair up with one another. If there is an odd number of kids, the small group leader can pair up with a kid too. Give each pair one of the “Do Right” cards. Each card has an action and a Bible verse reference on it. (For example: Obeying your parents; Colossians 3:20.) Choose a pair of kids to go first. Have them silently act out the action from their card. When the group has correctly guessed the action, have the group look up the corresponding Bible verse and read it aloud. For younger kids, assist them as needed. Next, allow all of the kids in the group to answer the following question:

Question: How can you do what that Bible verse says in the coming weeks?

2) WORDS AWAY (Bible Memorization Activity)

Directions: Have your small group sit in a circle. After writing the Bible verse on a small dry erase board, hold the board up so that your group can see the verse and read it together. Today’s verse says:

“Don’t just listen to the word. You fool yourself if you do that. You must do what it says.” James 1:22

After reading it one time, pass the board to the kid on your right and tell them to erase one word. Instruct the kid to hold the board up and have your group read the verse again, this time reciting the missing word from memory. Keep on passing the board around the circle, allowing each kid to erase one word and then reading/reciting the verse as a group. Continue until all of the words are gone and your group can recite the entire verse.

Question: Is there something the Bible says to do that you have a really hard time doing? What is it? Why is it so hard for you?

3) LENDING A HAND (Group Prayer Activity)

Directions: Ask the kids in your group to think of someone in their family they can pray for. Give each kid a washable marker and tell them to write the name of the person on the top of their hand. When finished, allow each kid to show what name they wrote down and share how they’re going to pray for that person. When everyone has had a chance to share, have the kids place their “name” hand on top of one another in the middle

of the circle. Open the kids in prayer and then allow them to pray aloud for the person on their hand. When finished, close the group in one final prayer.

FOLLOW-UP ACTIVITIES SUPPLY LIST

Do Right	“Do Right” cards	1 set/group	See DOWNLOADS Print on 8½ x 11 cut apart.
	Bibles	See note.	You need at least one Bible per group. If you want for the kids to look up the verses on their own, you’ll want 1 Bible for every 1–2 kids.
Words Away	Small dry erase board and marker OR chalkboard	1/group	
	Eraser	1/group	Can be paper towels or a dry erase marker
Lending a Hand	Washable Markers	1–2 boxes per group	
	Baby wipes	1 container	Used to clean off marker if needed.

"DON'T JUST LISTEN TO
THE WORD. YOU FOOL
YOURSELVES IF YOU DO
THAT. YOU MUST DO
WHAT IT SAYS."

JAMES 1:22



**obey your
parents**

Colossians 3:20



**let someone
go first**

Philippians 2:3



**saying mean
words**

Ephesians 4:29



**throwing a
temper tantrum**

Proverbs 25:28



**fighting with
someone**

Ephesians 4:31



**stealing
something**

Exodus 20:15



**telling someone
about Jesus**

Mark 16:15



**sharing your
stuff with others**

Hebrews 13:16





HomeGuide

Lesson 12.2

Name: _____



DRAW IT!

How can you obey God's word? Draw a picture of it.

JOURNAL IT!

When King Josiah discovered that he had sinned against God, he wept and asked God for forgiveness. Write a letter to God asking Him to forgive you for a time when you did the wrong thing.

THIS WEEK WE LEARNED

The Book of James: Listen and Do What is Right

BIG IDEA: God calls us to listen to His word and do what it tells us.

BIBLE BASIS: James 1:19-27; 2 Kings 22

KEY VERSE: "Don't just listen to the word. You fool yourself if you do that. You must do what it says." James 1:22 (NirV)

READ IT!

2 Kings 22:1-20. Draw a picture of the story or write to God your favorite part of the story. Tell Him why you liked it.

PRAY IT!

Do you need help doing the right thing sometimes?
Write a prayer and ask God for help.

NEXT WEEK'S LESSON

The Book of James: Treat Everyone the Same

BIG IDEA: God calls us to love and treat everyone the same.

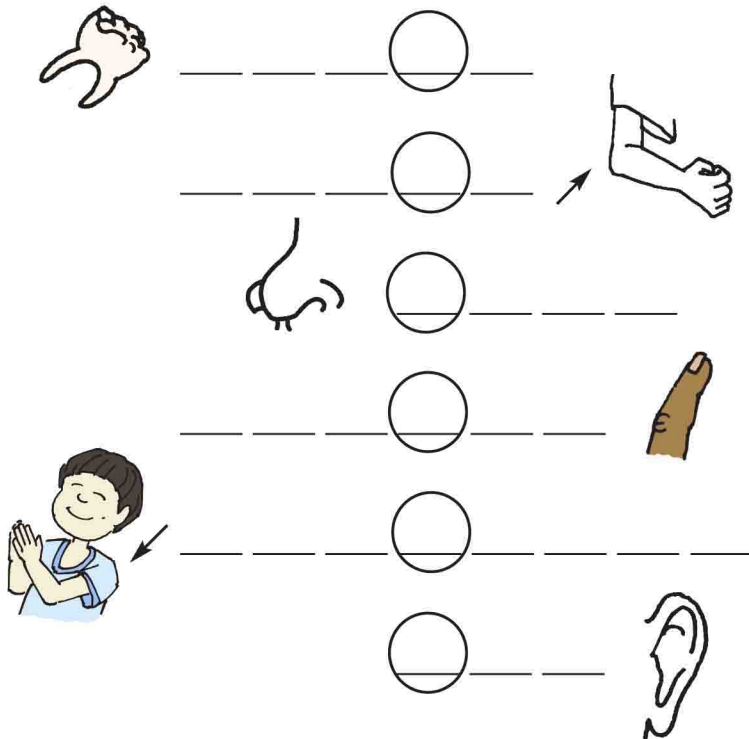
BIBLE BASIS: James 2:1-13; Luke 17:11-19

KEY VERSE: "My brothers and sisters, you are believers in our glorious Lord Jesus Christ. So treat everyone the same."
James 2:1 (NirV)



James encourages us to control what we do with 1 little body part in particular!

Name the body parts.
Use the circled letters to complete the warning.



If anyone considers himself religious
and does not control his _____,
his religion is worthless.


Ages 7+

July 12, 2020 • James 1:17-27

Listening and Doing

Knowing what God wants us
to do is good – but it is not good enough.

Connect the dots and write the letters in order on the blanks.



BOLT!

A Quarantine-Friendly Camp

July 14-16th

Free! Ages: 2-82

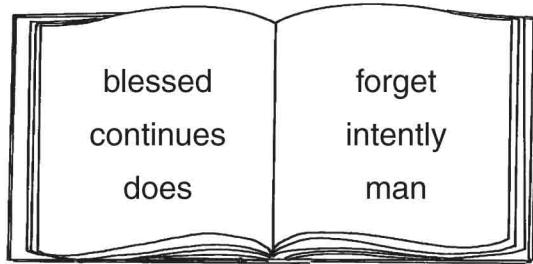
Register Online: fbcdrumheller.com

Enter your **SECRET CODE** to unlock games @
games.childrensbulletins.com

SECRET CODE!
RTHH90

Listening to God's Word and obeying it
is the key to being blessed.

Put the words into the correct blanks to complete
the message. Unscramble the boxed letters
to find a most important instruction.



The ____ who . . .

• looks _____ into God's Word,

• _____ to study it,

• doesn't _____ what he has heard, and

• _____ it


. . . is _____.

Sometimes it is good to be quick, but sometimes it is
better to be slow. Do you know the difference?

Use the key to spell the missing words. Add the numbers in each
word. Write QUICK in the speed blank for the highest sum and
SLOW in the speed blank for the other 2.



A = 3	B = 1	L = 9	R = 12
E = 2	C = 5	M = 4	S = 19
I = 20	G = 8	N = 7	T = 23
O = 6	K = 15	P = 21	Y = 10



Everyone should be . . .

_____ to $\frac{9}{9} \frac{20}{20} \frac{19}{19} \frac{23}{23} \frac{2}{2} \frac{7}{7}$,

_____ to $\frac{19}{19} \frac{21}{21} \frac{2}{2} \frac{3}{3} \frac{15}{15}$, and

_____ to $\frac{1}{1} \frac{2}{2} \frac{5}{5} \frac{6}{6} \frac{4}{4} \frac{2}{2}$

$\frac{3}{3} \frac{7}{7} \frac{8}{8} \frac{12}{12} \frac{10}{10}$



Live chat!

Pick a discussion starter. You have all month, so just one will do.
Run out? Make some up that fit the theme of the month!
(Oh! And turn off those devices! Live chat means just talking.)

- What do you often need help with?
- How does it feel when someone helps you?
- Who is someone you can help?
- How does it feel when you help someone?
- What are some excuses we use not to help?
- Why is serving others important?

Double Dare ya!

The family challenge!

Are you up for the challenge? Determine as a family what the reward will be if you complete the challenge!

YOUR CHALLENGE: Operation Helpfulness! How can your family make a difference in the world? Start with your own neighborhood or church. Look around and see who could use some help. Make a plan and then do it! Does someone need help cleaning? Does a family need meals? Maybe you could volunteer somewhere. Come up with a fun name for your mission! Call it Operation Helpfulness, or name it after the task you choose. Take pictures or video and make a highlight video or poster when you're done to remember the event. You might have so much fun you'll want to do it again! **I double dare ya!**

Helpfulness

Monthly Motto:

Who Have You Helped Today?

Make it count!

Your Secret Mission, should you choose to accept it!

Each family member chooses a way to serve someone in the family but doesn't reveal what it is! They just do it and see if it is noticed. Be on the lookout! If you catch someone helping you, be sure you ask, "Did you just help me?" If they did, they can say, "Oh, you caught me!" If you help them, and they don't catch you, you win! At your next meal you can reveal what you did to help that wasn't caught or noticed!

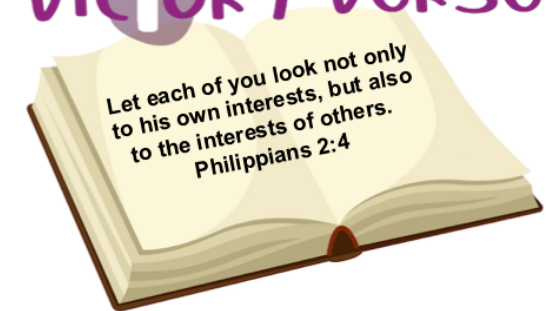
GOOFY Game

Name of the Game: Slappy!

Needed: Just your hands!

What you do: Starting with the oldest person, put your right hand palm down in the center of a clear table. The person to their left puts his or her right hand down on top the first person's hand, and so on, continuing around the table. Repeat the procedure with your left hands until you have a stack of hands! Then, on "GO!" the bottom hand pulls out and slaps it onto the top of the stack! As quickly as you can, whoever's hand is now at the bottom pulls out and slaps their hand onto the top of the stack. Continue going as fast as you can, being careful that only the bottom hand pulls out one at a time. There is no "winner" to this game, it is just fun to see how fast and how long you can go before messing up! God loves when we use our hands to serve others!

VICTORY VERSE



As a family, memorize the Victory Verse this month. Make helpfulness your priority. Everyone will notice!

Diggin' Deeper...

Here are some super Bible verses you may want to dig into this month as you explore why helpfulness is important and the difference it can make in your life:

- Matthew 25:35-40
- James 2:14-17
- Acts 20:35

- 1 John 3:17
- Hebrews 13:6
- Deuteronomy 15:11

Think about It

We live in a world where everyone seems to be trying to get ahead. Success is often measured by who is the highest, the richest, the most powerful or the most famous. Some even think the more people who serve you is the best measure of status. Jesus entered our world and turned it all upside down when He said, "Whoever wants to be the greatest must become the servant of all." (Matthew 20:26) And he proved he meant it by helping people, feeding people, and eventually laying down his life for people. He set the example for us to follow. Our motto this month is, "Who have you helped today?" Make it your goal every day to try and serve someone. Look for ways to help someone. Even if it's just in a little way, it will make a big difference!

God says to look after
widows and orphans.



Find the widow and orphans
in the town.



Ages 3+

July 12, 2020 • James 1:17-27

Listening and Doing

“Be quick to listen, slow to speak
and slow to anger.”

Circle in each row the 2 that match.



BOLT!

A Quarantine-Friendly Camp

July 14-16th

Free! Ages: 2-82

Register Online: fbcdrumheller.com


Enter your **SECRET CODE** to unlock games @
games.childrensbulletins.com

SECRET CODE!
F78434

Do not just listen to God's word . . .

Find and circle these hidden words.

DO WHAT IT SAYS



Do not forget what you have heard.

Trace to finish the picture.

